

NPS

OUTDOOR LIVING

Outdoor Living Collection



TABLE OF CONTENTS

OUTDOOR DINING

American Made Grills.....	4
Summerset Grills.....	10
SunFire Grills.....	10
Stainless Accessories.....	11
Wood Fired Oven with Verona Wall.....	12
Grill Island Deluxe with Verona Wall.....	13
L Shaped Kitchen with Verona Wall.....	13
Nantucket Kitchen Island.....	14
WeatherStrong® Outdoor Cabinetry.....	15
Segmental Kitchen Systems.....	16

FIRE PITS & FIREPLACES

Serafina Fire Pit.....	17
Belvedere Fire Pit.....	18
Fire Pit with Verona Wall.....	19
Encore Fire Pit.....	20
Ovation Fire Pit.....	20
Fire Pit Kits.....	21
SG Grande Fire Pit.....	22
SG Linear Fire Pit.....	22
Triumph Fire Pit.....	22
Harmony Fire Pit.....	23
Sanctuary Series.....	24
LUME Surround.....	25
LUME Smoke-less Inserts.....	26
FireGear Gas Burners.....	27
Kalea Bay Fireplace.....	28
Mini Fireplace with Verona Wall.....	29
Jr Fireplace with Verona Wall	29
Fireplace with Verona Wall.....	29

LIGHTING, SPEAKERS & PERGOLAS

NEW! Constellation Pro Landscape Lighting.....	30
Essenze di Luce.....	31
Pergolas.....	31



NPS

OUTDOOR LIVING

YOUR TRUSTED PARTNER IN OUTDOOR LIVING SUPPLY



PREMIUM PRODUCT
SELECTION

We provide premium outdoor living products—including fire features, outdoor kitchens, lighting, and more—designed for lasting durability and exceptional performance.



LOCAL &
ACCESSIBLE

Strategically located regional warehouses enable faster pickups, expedited shipping, and responsive support whenever you need it.



RELIABLE INVENTORY
& AVAILABILITY

Reliable inventory and predictable lead times keep your projects running smoothly and on track.



ONE-STOP SHOP
CONVENIENCE

Rather than managing multiple suppliers, you can streamline your process by sourcing the majority of your outdoor living materials from a single, convenient partner.



COMPETITIVE
PRICING

Established supplier partnerships empower our dealers to deliver fair, competitive pricing.



STRONG VENDOR
PARTNERSHIPS

Partnerships with trusted brands and access to the newest outdoor innovations help your projects stand out with distinctive style and enduring quality.



KNOWLEDGEABLE
SUPPORT

A knowledgeable team with hands-on expertise in installation, design complexities, and detailed product specifications.



WARRANTIES

When products are purchased through authorized NPS dealers, NPS manages the warranty process directly—ensuring quicker resolutions and a smoother experience.



FLAVOR HAS A NEW FRONTIER

*Hand Crafted
in America*

We make the grills to gather around. Hand-crafted with premier materials and boundless ambition, our outdoor products are calibrated for patio heroes, next-generation chefs, and sunsets that never quit.

AMERICANMADEGRILLS.COM

AMERICAN MATERIALS. AMERICAN CRAFTSMANSHIP. AMERICAN MADE GRILLS.

Products made domestically are produced inside the most demanding manufacturing environments.

- HIGHER STANDARDS
- 24/7 SUPPORT
- SHORTER LEAD TIMES
- BETTER CONTROL
- CONSISTENT MATERIALS
- MORE PRECISE FIT & FINISH
- DEPENDABLE PERFORMANCE

PROUDLY MANUFACTURED
ON LONG ISLAND, NY.

ALL PARTS ARE AMERICAN
STAINLESS STEEL.



BUILD AMERICA.
BUY AMERICA COMPLIANT



MORE FUEL, MORE FLAVOR

Maximum versatility, peak performance, and endless possibilities - The evolution of the modern grill is yours to ignite with the American Made Grills Hybrid Series. The numbers on our gas-powered, wood-burning champions check out: more fuels mean more flavor.

Make dinner menu magic with a Multi-Fuel Tray System that burns

charcoal, wood chunks, chips, and more. Enjoy superior American craftsmanship and a lifetime warranty that ensures it's the last grill you'll ever need.

Build one into the outdoor kitchen island of your dreams, or tie the patio together with a freestanding model. Either way, after one turn of a 22,000 BTU main burner, there's no turning back.

MUSCLE GRILL

American Power,
Unmistakable Presence



ENCORE GRILL

Sleek by Design.
Powerful by Nature



New! OVATION GRILL

A Bold New
Expression of Hybrid



GRILLS



ATS36 | ATS42

ATLAS GRILL

Available in
 36": 54,000 Total BTUs
New 42": 72,000 Total BTUs



EST30 | EST36 | EST42

ESTATE / ESTATE FREEDOM GRILL

Available in
 30": 64,000 Total BTUs
 36": 90,000 Total BTUs
 42": 90,000 Total BTUs



ALT30T | ALT36T | ALT42T

ALTURI GRILL

Available in
 30": 67,000 Total BTUs
 36": 93,000 Total BTUs
 42": 93,000 Total BTUs



OVA36 | OVA42 | OVA54

New OVATION GRILL

Hybrid Grill

Available in
 36": 110,000 Total BTUs
 42": 132,000 Total BTUs
 54": 176,000 Total BTUs



MUS36 | MUS54

MUSCLE GRILL

Hybrid Grill

Available in
 36": 110,000 Total BTUs
 54": 176,000 Total BTU



ENC36 | ENC54

ENCORE GRILL

Hybrid Grill

Available in
 36": 110,000 Total BTUs
 54": 176,000 Total BTUs

SIDE & POWER BURNERS



ATLAS DOUBLE SIDE BURNER
 ATSSB2



ATLAS POWER BURNER
 ATSPB2



SCAN FOR MORE DETAILS



ESTATE DOUBLE SIDE BURNER
 ESTSB2



ESTATE POWER BURNER
 ESTPB2



ALTURI DOUBLE SIDE BURNER
 ALTSB2



ALTURI POWER BURNER
 ALTPB2



OVATION SIDE BURNER
 OVASB2



OVATION POWER BURNER
 OVAPB2



MUSCLE DOUBLE SIDE BURNER
 MUSSB2



MUSCLE POWER BURNER
 MUSPB2



ENCORE DOUBLE SIDE BURNER
 ENCSB2



ENCORE POWER BURNER
 ENCPB2

ESTATE FREEDOM


Freedom to Choose

Upgrade your grill with customizable grates and faceplate



New GRILL GRATES

Customize your grill with patriotic faceplates and grates proudly made in the USA.



COLONIAL



HERITAGE



PATRIOT



UNION

New FACEPLATES

Our new interchangeable faceplates customize the character of your grill and space. Whether heritage-inspired, modern, or patriotic, create a centerpiece that's distinctly yours.



Freedom Blue



Liberty Gold



Iron Clad



Pin Stripes



STORAGE



18" VERTICAL ACCESS DOOR



18" DOUBLE DRAWER



18" TRASH/FUEL STORAGE



18" TRIPLE DRAWER



SCAN FOR MORE DETAILS



36" DOUBLE ACCESS DOOR



36" TRIPLE DRAWER COMBO



36" DOUBLE DRAWER COMBO

REFRIGERATION/KEGERATOR



24" 6.6 Cu. Ft DELUXE OUTDOOR RATED REFRIGERATOR/KEGERATOR (AVAILABLE OPTIONS: SINGLE TAP OR DOUBLE TAP)



SINGLE KEG TAP FOR KEGERATOR



DOUBLE KEG TAP FOR KEGERATOR

SIZZLER

*Freestanding Cart Available



32" Sizzler Built-in Grill

SIZE	BTUS/BURNERS	TOTAL BTUS	OPTIONAL
25" SIZZLER BUILT-IN GRILL SZR25	12,000/ 3 BURNERS	36,000	<ul style="list-style-type: none"> DROP IN IR BURNER GRIDDLE PLATE ROTISSERIE KIT SIDE BURNERS
32" SIZZLER BUILT-IN GRILL SZR32	12,000/ 4 BURNERS	48,000	<ul style="list-style-type: none"> DROP IN IR BURNER GRIDDLE PLATE ROTISSERIE KIT SIDE BURNERS
40" SIZZLER BUILT-IN GRILL SZR40	12,000/ 5 BURNERS	60,000	<ul style="list-style-type: none"> DROP IN IR BURNER GRIDDLE PLATE ROTISSERIE KIT SIDE BURNERS

SIZZLER PRO

*Freestanding Cart Available



32" Sizzler Pro Built-In Grill

SIZE	BTUS/BURNERS	TOTAL BTUS	OPTIONAL
32" SIZZLER PRO BUILT-IN GRILL SZRPRO32	14,000/4 BURNERS IR BURNER 15,000	63,000	<ul style="list-style-type: none"> IR SEAR BURNER GRIDDLE PLATE ROTISSERIE KIT INCLUDED SIDE BURNERS
40" SIZZLER PRO BUILT-IN GRILL SZRPRO40	14,000/5 BURNERS IR BURNER 15,000	85,000	<ul style="list-style-type: none"> IR SEAR BURNER GRIDDLE PLATE ROTISSERIE KIT INCLUDED SIDE BURNERS

TRL PRO

*Freestanding Cart Available



32" TRL Pro Built-In Grill TRLPRO32

SIZE	BTUS/BURNERS	TOTAL BTUS	OPTIONAL
32" TRL PRO BUILT-IN GRILL TRLPRO32	20,000/ 3 BURNERS IR BURNER 15,000	75,000	<ul style="list-style-type: none"> DROP IN IR BURNER GRIDDLE PLATE ROTISSERIE KIT SIDE BURNERS
40" TRL PRO BUILT-IN GRILL TRLPRO40	20,000/ 4 BURNERS IR BURNER 15,000	95,000	<ul style="list-style-type: none"> DROP IN IR BURNER GRIDDLE PLATE ROTISSERIE KIT SIDE BURNERS

QUEST

*Freestanding Cart Available



36" Quest Built-In Grill

SIZE	BTUS/BURNERS	TOTAL BTUS	OPTIONAL
30" QUEST BUILT-IN GRILL QST30	18,000/2 BURNERS 13,000 ANGLED IR BACK BURNER	49,000	<ul style="list-style-type: none"> DROP IN IR BURNER SIDE BURNER POWER BURNER
36" QUEST BUILT-IN GRILL QST36	18,000/3 BURNERS 13,000 ANGLED IR BACK BURNER	67,000	<ul style="list-style-type: none"> DROP IN IR BURNER SIDE BURNER POWER BURNER
42" QUEST BUILT-IN GRILL QST42	18,000/4 BURNERS 13,000 ANGLED IR BACK BURNER	85,000	<ul style="list-style-type: none"> DROP IN IR BURNER SIDE BURNER POWER BURNER

RESORT



30" Built-In Grill SBG30

SIZE	BTUS/BURNERS	TOTAL BTUS	OPTIONAL
30" BUILT-IN GRILL SBG30	26,000 /2 BURNERS	52,000	<ul style="list-style-type: none"> NO ELECTRICAL REQUIRED COMMERCIAL APPLICATION FRIENDLY



CUTOUT DIMENSIONS



SUNFIRE

*Freestanding Cart Available



32" SunFire Built-In Grill SF432

SIZE	BTUS/BURNERS	TOTAL BTUS	OPTIONAL
32" SUNFIRE BUILT-IN GRILL SF432	12,000 BTUS/4 BURNERS IR BACK BURNER 12,000	60,000	<ul style="list-style-type: none"> ROTISSERIE KIT INCLUDED DOUBLE SIDE BURNER POWER BURNER
38" SUNFIRE BUILT-IN GRILL SF538	12,000 BTUS/5 BURNER IR BACK BURNER 12,000	72,000	<ul style="list-style-type: none"> ROTISSERIE KIT INCLUDED DOUBLE SIDE BURNER POWER BURNER

SUNFIRE BURNERS



Double Side Burner w/LED Illumination SFPB2



Power Burner SFPB



CUTOUT DIMENSIONS



SIDE BURNERS & POWER BURNERS

*BURNERS APPLY ACROSS ALL SUMMERSET LINES



Single Side Burner SB1



Double Side Burner SB2



Pro Double Side Burner w/LED Illumination SB2PRO



Pro Power Burner PB2PRO



30" Gas Griddle GRIDPRO



Griddle Plate GP-14

GRIDDLE

REFRIGERATION



15" Outdoor Rated Refrigerator with Glass Door RFR-15G

15" Outdoor Rated Refrigerator RFR-15S

15" Outdoor Rated Wine Cooler RFR-15WD

15" Ice Maker IM-15N

22" Compact Refrigerator RFR-22S

22" Deluxe Compact Refrigerator RFR-22D

24" Outdoor Rated Refrigerator RFR-24SA

24" Outdoor Rated Wine Cooler RFR-24WD


24" Outdoor Rated 2-Drawer Refrigerator RFR-24DR2

24" Outdoor Rated Refrigerator with Glass Door RFR-24G

24" Deluxe Outdoor Rated Kegerator Single Tower RFR-24DK1

ALSO AVAILABLE IN DOUBLE TOWER: SSFR-24DK2

BARS & SINKS



19" Undermount Sink SNK-19U

15" Drop-In Sink SNK-15D

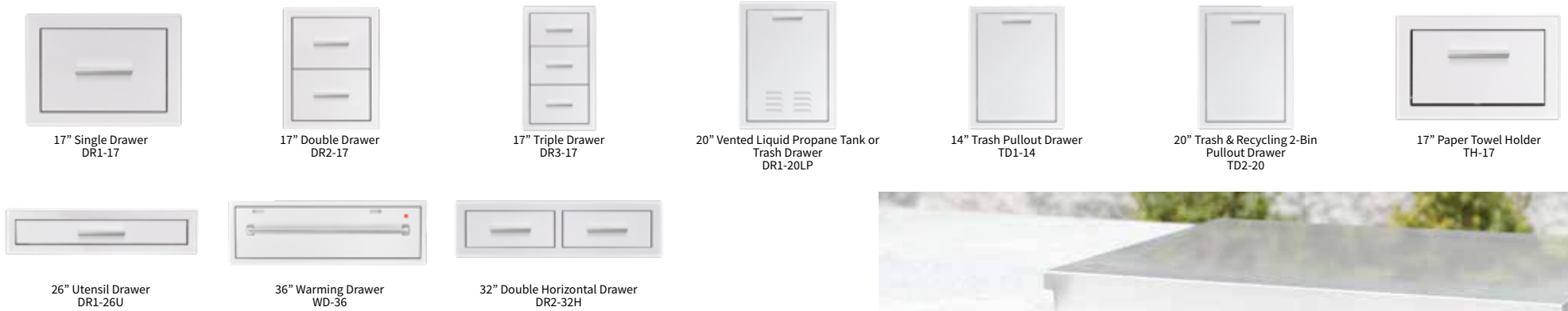
30" Lighted Beverage & Prep Station BC-30L

28" 2.7C Drop-In Cooler IC-28

17" 1.7C Drop-In Cooler IC-17

32" Outdoor Rated Farmhouse Sink SSNK-32FH

STORAGE DRAWERS



17" Single Drawer DR1-17

17" Double Drawer DR2-17

17" Triple Drawer DR3-17

20" Vented Liquid Propane Tank or Trash Drawer DR1-20LP

14" Trash Pullout Drawer TD1-14

20" Trash & Recycling 2-Bin Pullout Drawer TD2-20

17" Paper Towel Holder TH-17

26" Utensil Drawer DR1-26U

36" Warming Drawer WD-36

32" Double Horizontal Drawer DR2-32H

ACCESS DOORS



33" Vented Double Access Door DD-33V

26" Double Access Door DD-26

Also Available in 30" 33" 36" 39" 45"


16" Vertical Access Door DV-16

Also Available in 18" 20"

22" Horizontal Access Door DH-22

Also Available in 27"

DOOR & DRAWER COMBOS



30" 2-Drawer & Access Door Combo DC2-30

Also Available in 33" 36" 42"

33" 3-Drawer & Access Door Combo DC3-33

33" 2-Drawer & Vented LP Tank Pullout Drawer Combo DC2-33LP

17" Vertical 2-Drawer & Paper Towel Holder Combo TDC-17





Wood Fired Oven with Verona Wall

Create memorable meals outdoors with the Wood Fired Oven with Verona Wall. Designed for more than just pizza, it opens the door to a wide range of wood-fired cooking while bringing people together around the experience. Step outside the kitchen and enjoy the flavors, warmth, and atmosphere of cooking in the open air.

Inside Oven: 29½" x 32½"
Outside Oven: 33½" x 38¼"
Top: 49" x 49"
Base: 44" x 44"
Without Top: 99" H
With Top: 103" H
 7,500 lbs

INSTALLATION GUIDE



INCLUDES:

- 2 Pallets of Verona Wall
- 1- 30" Combo (2 drawer/1 door) enclosure cutout dimensions: 30¼" W x 19¼" H x 20 ¾" D
- 3 - 4" Wetcast Tops
- Pizza Peel
- Cleaning Brush
- All-Weather Cover
- Cast Stone Top
- Imperial Wood Fired Oven
- Concrete Lintel

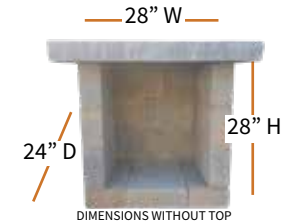


South Bay Blend



Also available in:
 Adobe Blend
 Bluestone
 Charcoal
 Crab Orchard Blend
 Golden Brown Blend
 Oyster Blend

Optional Wood Box Available



INSTALLATION GUIDE





Oceanic Blue

Grill Island Deluxe with Verona Wall

Cook up a feast on the Grill Island Deluxe with Verona Wall! A granite countertop and pro grill make this the perfect addition to your backyard patio.

Without Top:

79" L x 32" W x 36" H

With Top:

82" x L x 36" W x 37¼" H • 6,500 lbs

INCLUDES:

- 2 Pallets of Verona Wall
- 32" Sizzler Pro Grill • cutout dimensions: 30⅝" W x 8½" H x 20¾" D
- Double-lined roll top hood
- 740 sq. in. Stainless steel cooking grates, warming rack, drip pan
- Illuminated control knobs
- 14" x 20" Single Access Door • cutout dimensions: 14¼" W x 19¼" H x n/a D
- Granite counter top included, covers 12 sq. ft. of area
- Concrete Lintels

*Please order gas specific LP/NG

**Countertop is 1¼" in height

***Kit also available without Granite Top

INSTALLATION GUIDE



Graphite Pearl Blend with custom countertop

L Shaped Kitchen with Verona Wall

Nothing beats firing up that steak year-round with your "L" Shaped Kitchen with Verona Wall! These hard-wearing units include a stainless steel grill, stainless steel refrigerator, six-piece granite countertops and lintel. Customize for maximum enjoyment with the many accessories offered!

Grill Side:

96" L (Inside) / 128" L (Outside) x 32" W x 36" H

Refrigerator Side:

87" L (Inside) / 115" L (Outside) x 32" W x 40" H

- 12,000 lbs

INCLUDES:

- 4 Pallets of Verona Wall
- 6 Piece Granite Tops
- 14" x 20" Single Access Door • cutout dimensions: 14¼" W x 19¼" H x n/a D
- 33" Double Access Door • cutout dimensions: 30¼" W x 19⅝" H x n/a D
- 38" Stainless Steel TRL Grill
- 22" Standard Refrigerator • cutout dimensions: 21⅞" W x 33⅜" H x 21⅞" D
- 15" Sink • cutout dimensions: 14⅝" W x n/a H x 14⅝" D
- Refrigerator Trim Kit
- Concrete Lintels

*Please order gas specific LP/NG

**Countertop is 1¼" in height

***Kit also available without Granite Top

INSTALLATION GUIDE



Granite Top:



Caledonia



Chesapeake Blend*



Granite City Blend



Graphite Pearl Blend*



Oceanic Blue*



Silver Mist*



South Bay Blend



Travertina*



Westchester Blend

Also available in:
Adobe Blend
Bluestone*
Charcoal

Crab Orchard Blend
Golden Brown Blend
Oyster Blend



Nantucket Kitchen Island

We are changing the way outdoor kitchens are built. Engineered stone panels make it possible to have the outdoor kitchen of your dreams in one day. This system gives you the flexibility of using our grill and door combinations or you can customize with other accessories. You can choose the design, colors and stone profile of your outdoor kitchen to perfectly fit the rest of your landscape and your home.

Without Top:

84" L x 35" W x 41" H

With Top:

86" L x 36½" W x 41" H • 1,000 lbs

INSTALLATION GUIDE



PACKAGE A INCLUDES:

- 1 Back panel, 1 Front panel, 4 Corners, 2 End panels (sides), Top
- Drop cloth/sheet protector
- 32" Sizzler Pro Grill • cutout dimensions: 30⅝" W x 8½" H x 20¾" D
- 30" Double Access Door • cutout dimensions: 30¼" W x 19¼" H x n/a
- 1 Strap
- 2 Tubes of adhesive

*Package A comes with cut outs

PACKAGE B INCLUDES:

- 2 Horizontal panels, 4 Corners, 2 End panels (sides), Top
- Drop cloth/sheet protector
- 1 Strap
- 2 Tubes of adhesive



*All cut outs for Package B will have to be done on site and can accommodate a variety of grills and accessories

*Please order gas specific LP/NG

Ledge Stone | NY Bluestone

Textures:



Colors:



Top Color Options:



*Barn Wood texture available in Rustic Brown (color shown in texture swatch) and Weathered Wood colors. Stone textures available in Biscotti Tan, Mountain Slate and NY Bluestone colors.

WeatherStrong® Outdoor Cabinetry



If you want to spend more quality time outdoors, WeatherStrong Outdoor Cabinetry is perfect for you. Made in the USA, these cabinets are built with 3/4" All-Weatherboard® composite material to withstand harsh weather conditions. Cabinet doors and drawer fronts are made from High Density Polyethylene (HDPE). Whether it's pounding rain, hot summers, or cold, snowy winters, WeatherStrong cabinets are tough enough to handle it all.



Sanibel | Dark Ash
Custom cabinets pictured

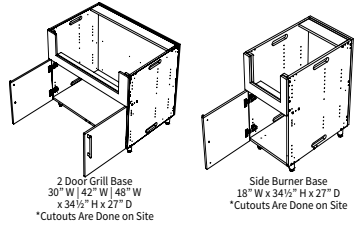
FEATURES:

- Lighter Than Traditional Masonry Kitchens
- Marine Grade Construction
- Dozens of Designs Available For Optimal Flexibility
- Installs on Existing Patios with No Masonry Work
- Proudly Made in the USA
- Made from All-Weatherboard Composite Material
- Designed to Accommodate Most Grills
- 25 Year Limited Warranty
- Easy-to-Follow Instructions
- 2 Popular Door Styles
- 4 Best Selling Colors

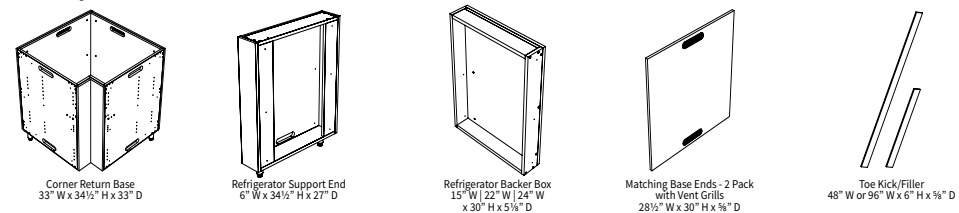
**Must Supply Your Own Countertops

Build Your Modular Outdoor Kitchen:

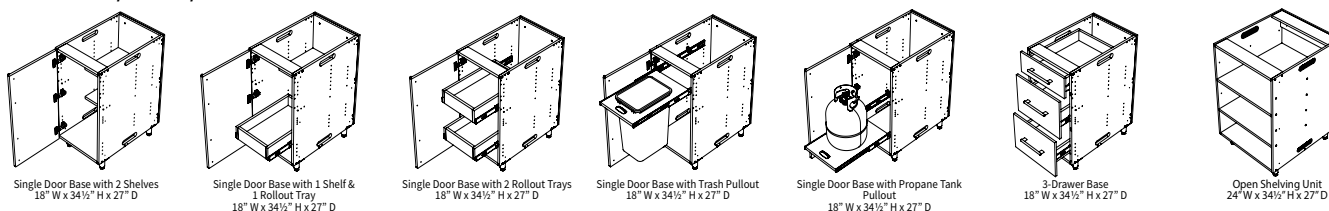
A: Grill Cabinets




B: Utility Units




C: Cabinets/Doors/Drawers



Door Styles:



Colors:



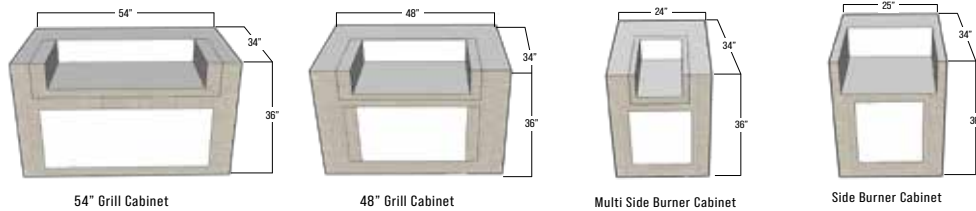
Segmental Kitchen Systems

Design a semi-custom modular outdoor kitchen that fits your space and the way you entertain. Segmental Kitchen Systems make it easy to build grill islands, full kitchens, bar areas, and more. With a wide selection of cabinet configurations and stainless appliances, each setup comes together with flexibility and a finished, cohesive look.



Build Your Semi-Custom Modular Outdoor Kitchen:

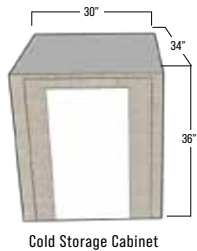
A: Grill Cabinets



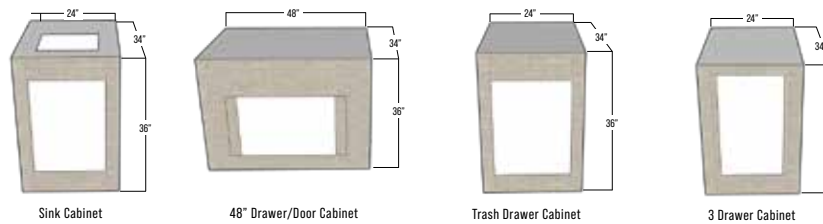
SCAN FOR FULL-SIZED IMAGES AND PRODUCT BREAKDOWNS



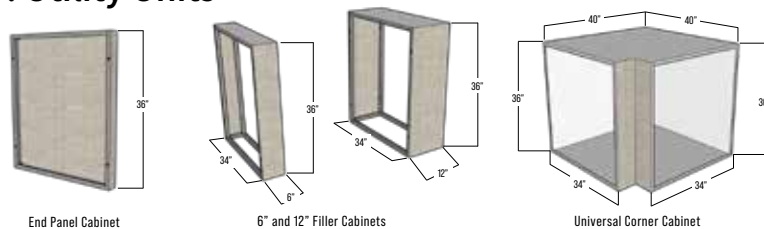
B: Cold Storage



C: Doors and Cabinets



D: Utility Units



Prearranged Modular Options:

The Lexington



INCLUDES:

3 Drawer Cabinet | Cold Storage Cabinet | 48\"/>

The Ultimate



INCLUDES:

3 Drawer Cabinet | Cold Storage Cabinet | 48\"/>

The Sierra



INCLUDES:

3 Drawer Cabinet | Cold Storage Cabinet | 48\"/>

*Fits most major manufacturers of grills & accessories
 **Must supply your own exterior finishes and countertops



Granite City Blend

Serafina Fire Pit

There is something magical about sitting around the fire pit. The Serafina Fire Pit provides a charming focal point for entertaining with family and friends.

Without Coping:

48" Diameter x 16" H • 1,350 lbs

With Coping:

51½" Diameter x 19" H • 1,714 lbs

INSTALLATION GUIDE



Burner Options:



29R NES Stainless Steel Round



24" LUME Smoke-less Black Steel
*Lid Included



24" LUME Smoke-less Stainless Steel
*Lid Included



29" Round Drop-In MT Gas



29" Round Drop-In TPSI Gas



29" Round Drop-In TFS Gas with Remote
*Must Order Gas Specific



29" Round Drop-In Deluxe Brass Match Throw



29" Round Drop-In Deluxe Brass AWS

- Coping is included for Gas kits, and can be added to Wood and Smoke-less Wood
- Vent kit included with all ignition systems
- Control panel included
- Gas options include NG to LP Piece (does not include TFS)
- Lava Rock supplied is minimum quantity needed. Must add additional or glass for finish (gas options)
- Control panel and vent must be cut in on site





Bluestone

Belvedere Fire Pit

ROSETTA
By Nicolock


What better way to enjoy your outdoor living area than to gather together around this cozy Belvedere Fire Pit with your loved ones. The natural textures and colors of the Belvedere seamlessly fit together with every Nicolock stone.

55" Diameter x 14¼" H • 2,540 lbs

INSTALLATION GUIDE



Bluestone



Mocha



York Brown

Burner Options:



34R NES Stainless Steel Round



30" LUME Smoke-less Black Steel
*Lid Included



30" LUME Smoke-less Stainless Steel
*Lid Included



34" Round Drop-In MT Gas



34" Round Drop-In TPSI Gas



34" Round Drop-In TFS Gas with Remote
*Must Order Gas Specific

- Coping is included
- Vent kit included with all ignition systems
- Control panel included
- Gas options include NG to LP Piece (does not include TFS)
- Lava Rock supplied is minimum quantity needed. Must add additional or glass for finish (gas options)
- Control panel and vent must be cut in on site
- Brass options available



Westchester Blend

Fire Pit with Verona Wall

Complement your patio with the sleek look of the Fire Pit with Verona Wall. Add warmth to your backyard in any season! An easy fire pit to install, the Fire Pit with Verona Wall will fit in with any backyard or patio design.

Without Coping:
43½" x 43½" x 16" H • 1,312 lbs

With Coping:
48" x 48" x 18" H • 1,600 lbs

INSTALLATION GUIDE



Burner Options:



Black Square Metal Insert



24" LUME Smoke-less Black Steel
*Lid Included



24" LUME Smoke-less Stainless Steel
*Lid Included



25" Square Drop-In MT Gas




25" Square Drop-In TPSI Gas



25" Square Drop-In TFS Gas with Remote
*Must Order Gas Specific

- Coping is included for Gas kits, and can be added to Wood and Smoke-less Wood
- Vent kit included with all ignition systems
- Control panel included
- Gas options include NG to LP Piece (does not include TFS)
- Lava Rock supplied is minimum quantity needed. Must add additional or glass for finish (gas options)
- Control panel and vent must be cut in on site
- Brass options available



Also available in:
Adobe Blend
Bluestone*
Charcoal
Crab Orchard Blend
Golden Brown Blend
Oyster Blend

Copings:





Stacked Stone | Biscotti Tan

Encore Fire Pit

Celebrate every season year after year with the Encore Fire Pit! Anywhere you install it, the Encore will quickly become the favorite place for your family and friends to gather. Choosing your package is easy. Start by selecting your burn type (Smoke-less Wood or Gas), then select from our various options.

Without Top:
40" x 40" x 18" H

With Top: 44" x 44" x 19½" H • 400 lbs

INSTALLATION GUIDE



Burner Options:



24" LUME Smoke-less Black Steel
*Lid Included



24" LUME Smoke-less Stainless Steel
*Lid Included



20" Square Drop-In MT Gas



20" Square Drop-In TPSI Gas



20" Square Drop-In TFS Gas with Remote
*Must Order Gas Specific

Textures:



Barn Wood*



Ledge Stone



Stacked Stone

Top Color Options:



Bluestone



Brown

Colors:



Biscotti Tan



Mountain Slate



NY Bluestone



Weathered Wood

*Barn Wood texture available in Rustic Brown (color shown in texture swatch) and Weathered Wood colors. Stone textures available in Biscotti Tan, Mountain Slate and NY Bluestone colors.



Ledge Stone | NY Bluestone

Ovation Fire Pit

Every season is the season for the Ovation. Easily installed, the Ovation can create warmth and ambiance at your home tonight! Choosing your package is easy. Start by selecting your burn type (Smoke-less Wood or Gas), then select from our various options.

Without Top:
40" Diameter x 18"H

With Top:
44" Diameter x 19½" H • 345 lbs

INSTALLATION GUIDE



Burner Options:



24" LUME Smoke-less Black Steel
*Lid Included



24" LUME Smoke-less Stainless Steel
*Lid Included



19" Round Drop-In MT Gas



19" Round Drop-In TPSI Gas




































19" Round Drop-In TFS Gas with Remote
*Must Order Gas Specific

Vertical Panel Technology is the smart alternative to block and stone masonry. Reinforced concrete panels and an easy installation process make constructing outdoor living spaces quick and affordable. This technology enables you to choose the texture, profile and color palette to fit the natural landscape of any backyard or outdoor setting. Reduce material waste and environmental impact, while delivering the highest quality vertical masonry structures.

- Coping is included
- Vent kit included with all ignition systems
- Control panel included
- Gas options include NG to LP Piece (does not include TFS)
- Lava Rock supplied is minimum quantity needed. Must add additional or glass for finish (gas options)
- Control panel and vent must be cut in on site
- Brass options available

NPS Fire Pits come in a range of styles and are designed to suit various applications. To help you choose the right fire pit for your needs, refer to the chart below. For more details, visit each product page.

	WOOD STANDARD 1	WOOD STANDARD 2	SMOKE-LESS 1	SMOKE-LESS 2	SMOKE-LESS 3	SMOKE-LESS 4	DELUXE MATCH THROW	DELUXE SPARK TPSI	DELUXE REMOTE TFS	DELUXE BRASS MATCH THROW	DELUXE BRASS AWS
SERAFINA FIRE PIT 1 full pallet of Serafina Wall included											
Included Burner	 NES Round	 NES Round	 LUME Black Steel	 LUME Black Steel	 LUME Stainless Steel	 LUME Stainless Steel	 MT Gas	 TPSI Gas	 TFS Gas w/ Remote	 Deluxe Brass MT	 Deluxe Brass AWS
Lava Rocks (Minimum Qty)	No	No	No	No	No	No	Yes	Yes	Yes	Yes	Yes
Rockface Coping	No	Yes	No	Yes	No	Yes	Yes	Yes	Yes	Yes	Yes
BELVEDERE FIRE PIT ½ pallet of Belvedere Wall included											
Included Burner	 NES Round		 LUME Black Steel	 LUME Stainless Steel			 MT Gas	 TPSI Gas	 TFS Gas w/ Remote		
Lava Rocks (Minimum Qty)	No		No	No			Yes	Yes	Yes		
Belvedere Coping	Yes		Yes	Yes			Yes	Yes	Yes		
FIRE PIT WITH VERONA WALL ½ pallet of Verona Wall included											
Included Burner	 Black Metal	 Black Metal	 LUME Black Steel	 LUME Black Steel	 LUME Stainless Steel	 LUME Stainless Steel	 MT Gas	 TPSI Gas	 TFS Gas w/ Remote		
Lava Rocks (Minimum Qty)	No	No	No	No	No	No	Yes	Yes	Yes		
Rockface Coping	No	Yes	No	Yes	No	Yes	Yes	Yes	Yes		
ENCORE FIRE PIT 4 Panels & 4 Connectors included											
Included Burner			 LUME Black Steel	 LUME Stainless Steel			 MT Gas	 TPSI Gas	 TFS Gas w/ Remote		
Lava Rocks (Minimum Qty)			No	No			Yes	Yes	Yes		
Stone Face Top			Yes	Yes			Yes	Yes	Yes		
OVATION FIRE PIT 2 Panels & 2 Connectors included											
Included Burner			 LUME Black Steel	 LUME Stainless Steel			 MT Gas	 TPSI Gas	 TFS Gas w/ Remote		
Lava Rocks (Minimum Qty)			No	No			Yes	Yes	Yes		
Stone Face Top			Yes	Yes			Yes	Yes	Yes		



South Bay Blend



Bluestone



VERTICAL PANEL TECHNOLOGY

Brickface | Biscotti Tan

SG Grande Fire Pit

62¼" L x 40" W x 24" H • 3,500 lbs

FEATURES:

- 30 SF Stonegate® Wall
- 44" x 66" Granite Top
- 1 NPS 14" x 20" Access Door w/ Vents
- 1 Paver Vent 6LNTS
- 1 TPSI-LPK #35
- 1 Paver CP-TPSI
- 1 LOF-3612HTPSI-N (12" x 36" linear burner)
- Lava Rocks

Granite Top:



Caledonia

SG Linear Fire Pit

52¼" L x 30" W x 18" H • 3,200 lbs

FEATURES:

- 30 SF Stonegate® Wall
- 34" x 56" Granite Top
- 1 Paver Vent 6LNTS
- 1 TPSI-LPK #35
- 1 Paver CP-TMSI/TPSI
- 1 LOF-30HTPSI-N (10" x 30" linear burner)
- Lava Rocks

Granite Top:



Caledonia


Triumph Fire Pit

62½" L x 40" W x 24" H • 750 lbs

FEATURES:

- 4 GFRC Wall Panels
- 4 GFRC Corner Pieces
- 44" x 66" Granite Top
- 1 NPS 14" x 20" Access Door w/ Vents
- 1 Paver Vent 4LNTS
- 1 TPSI-LPK #35
- 1 FG-32LPHRK Propane Regulator & Hose
- 1 LOF-3612HTPSI-N (12" x 36" linear burner)
- Lava Rocks

Granite Top:



Caledonia

INSTALLATION GUIDE



Chesapeake Blend*



Granite City Blend



Graphite Pearl Blend*



Oceanic Blue*



Silver Mist*

Also available in:
 Adobe Blend
 Bluestone*
 Charcoal
 Crab Orchard Blend
 Golden Brown Blend
 Oyster Blend

INSTALLATION GUIDE
 SG GRANDE



INSTALLATION GUIDE
 SG LINEAR



Texture Options:



Brickface



Stacked Stone

Color Options:



Biscotti Tan



Harbor Gray*



NY Bluestone*

*Harbor Gray not available in Stacked Stone. NY Bluestone not available in Brickface.



Slate

Top: Raven | Bottom: Raven/Slate

Harmony Fire Pit


Rekindle your outdoor living space with the Harmony, a fire pit that offers a simple, timeless appeal for every type of gathering. The style, structure and design can be customized to uniquely meet your outdoor living needs, style and design preferences.

42½" x 42½" x 18" H • 300 lbs

FEATURES:

- Comes fully assembled
- Compatible with 11 burner styles listed below
- Compatible with any manufacturers burner suspension mount with minimum 29½" cut out
- Stocked 2-tone color options are a Premium value
- Other 2-tone color combinations available at a Deluxe value

Burner Options:





Raven



Slate

Sanctuary Series



SANCTUARY 76 | 76" L x 38" W x 16" H • 440 lbs

FEATURES:

- Ignition Systems: MT or TPSI
- Choose between Natural Gas (NG) and Propane (LP)
- 125,000 BTUs



SANCTUARY 1 | 56" L x 38" W x 16" H • 375 lbs

FEATURES:

- Ignition Systems: MT, TPSI or AWS
- Choose between Natural Gas (NG) and Propane (LP)
- 75,000 BTUs AWS and TPSI | 100,000 BTUs MT

Burner Options:



H-Burner Match Throw Gas



H-Burner TPSI Gas



H-Burner AWS Gas
*Must Order Gas Specific



Pro-Series H-Burner Match Throw Gas
*Must Order Gas Specific



Pro-Series H-Burner TPSI Gas
*Must Order Gas Specific



Pro-Series H-Burner AWS Gas
*Must Order Gas Specific



Arctic



Chocolate



Raven



Slate



SANCTUARY 2 | 39" Diameter x 18" H • 327 lbs

FEATURES:

- Ignition Systems: MT, TPSI or AWS
- Choose between Natural Gas (NG) and Propane (LP)
- 75,000 BTUs



SANCTUARY 3 | 29" Diameter x 14" H • 200 lbs

FEATURES:

- Ignition Systems: MT, TPSI or AWS
- Choose between Natural Gas (NG) and Propane (LP)
- 75,000 BTUs

Burner Options:



Round MT Gas



Round TPSI Gas



Round AWS Gas
*Must Order Gas Specific



Pro Series Round MT Gas
*Must Order Gas Specific



Pro Series Round TPSI Gas
*Must Order Gas Specific



Pro Series Round AWS Gas
*Must Order Gas Specific



Arctic



Chocolate



Raven



Slate



Slate

LUME Surround

 FIREGEAR

In a class of its own, the LUME Surround encases a smoke-less, woodburning fire pit insert within a large, rounded GFRC bowl, creating a rustic yet modern aesthetic reminiscent of the Olympic flame itself. For purists who prefer the crackle and smell of logs burning, but appreciate a uniquely sleek look, this gasless fire pit is available in four fabulous colors. As its name suggests, everyone will surround this focal point in your outdoor space. Strike a match. Let the games begin.

42" x 18" H • 250 lbs

Included Burner:



LUME MS1



Arctic



Chocolate



Raven



Slate



LUME-MS2

LUME Smoke-less



Transform your ordinary paver fire pit into an extraordinary smoke-less sanctuary with the LUME, a metal smoke-less fire pit insert. Enjoy the mesmerizing dance of flames without the annoyance of smoke, and create unforgettable moments in your backyard oasis. Upgrade your outdoor experience with ease, style, and the ultimate comfort of a smoke-less ambiance.

Drop-In Burner Options:



24" & 30" Diameters
24: LUME-24R-BK
30: LUME-30R-BK
*Lid Included



24" & 30" Diameters
24: LUME-24R-ss
30: LUME-30R-SS
*Lid Included



24" x 24"
LUME-24SQ-BK
*Lid Included



24" x 24"
LUME-24SQ-SS
*Lid Included



Next Evolution Smoke-less
29", 34" & 36" Diameters
29: NES-29R *Available Lids
34: NES-34R LID-LUME-29R
36: NES-36R LID-LUME-34R
LID-LUME-36R

Freestanding Burner Options:



21" & 26" Diameters
21: LUME-MS1
26: LUME-MS2



21" & 26" Diameters
21: LUME-MS1SR
26: LUME-MS2SR

*Available Lids
MS1 & MS2SR - LID-LUME-MS-A
MS1SR - LID-LUME-MS-B
MS2 - LID-LUME-MS-C

PRODUCT	FITS CUTOUT:	PRODUCT	FITS CUTOUT:
LUME-24R	27"-33"	NES-36R	36½"-39"
LUME-30R	32"-40"	LUME-MS1	23½"-25¼"
LUME-24SQ	27"-33"	LUME-MS2	28½"-30¼"
NES-29R	29½"-32"	LUME-MS1SR	23½"-27½"
NES-34R	34½"-37"	LUME-MS2SR	28½"-32½"

Media & Jewelry



Reflective Glass Options:



Broken Glass Options:



REFLECTIVE Mirror finish broken reflective. Approx. ½" to ¾" in size **10lb jug**

BROKEN Large broken. Approx. ½" to ¾" in size **10lb jug**

Concrete Twig Sets



Birch Twig Set
(5 Pc & 6 Pc available)



Driftwood Twig Set
(5 Pc & 6 Pc available)



New Oak Twig Set
(5 Pc & 6 Pc available)

Steel Twig Sets



Twig Set
(4 Pc & 5 Pc available)

Concrete Log Sets



Sedona Log Set (19 Pc)



Spitfire Log Set (17 Pc)

Ironwood Log Sets



Ironwood Steel Log Set
(7 Pc, 11 Pc & 14 Pc available)

Lava Rock



Mined from the earth, these dark rocks contrast beautifully against a bright flame. Each rock is approximately 1" to 2" in diameter.
10lb bag / 40lb bag

Lava Stone



Made from tumbled lava rock, these stones lend a casual elegance. Each stone is approximately 1" to 2" in diameter.
50lb bag

Gas Fire Pit Burners

Nicolock is a master Firegear distributor. Please visit Firegearoutdoors.com for a complete selection of products.

MATCH THROW



- AVAILABLE IN ROUND AND SQUARE
- 304 STAINLESS STEEL
- MATCH LIGHT IGNITION
- ADJUST THE FLAME HEIGHT WITH VALVE
- AVAILABLE IN FLATS AND PAN
- COMES WITH FLEX LINE, VALVE AND KEY

TPSI SPARK IGNITION



- AVAILABLE IN ROUND AND SQUARE
- 304 STAINLESS STEEL
- PUSH BUTTON IGNITION
- BATTERY INCLUDED (FOR IGNITER)
- PILOT IGNITION (SAFETY)
- SAFETY VALVE
- AVAILABLE IN FLATS AND PANS

TFS W/ REMOTE



- AVAILABLE IN ROUND AND SQUARE
- 304 STAINLESS STEEL
- REMOTE CONTROL
- HIGH/LOW/OFF
- FULLY BATTERY OPERATED
- AUTO RELIGHTING
- AVAILABLE IN FLATS AND PANS

AWS



- ALL WEATHER SERVICE
- MUST BE NATURAL GAS OR LIQUID PROPANE
- CAN BE GAS CONVERTED
- 110 POWER REQUIRED FOR OPERATION

BRASS AWS, TPSI & MT



- 304 STAINLESS STEEL (PANS)
- BRASS HIGH OUTPUT BURNERS
- JETTED BURNERS WITH RAIN GUARDS
- AWS IGNITION (ALL WEATHER SERVICE)
- REMOTE AVAILABLE ON/OFF
- REQUIRES LINE VOLTAGE (AWS)(120)
- AVAILABLE IN FLATS AND PANS

H-BURNER



- STAINLESS STEEL
- AVAILABLE IN LINE OF FIRE (LOF)
- AVAILABLE IN FLATS AND PANS
- SINGLE GAS LINE TWO BURNER LEGS
- MT, TPSI AND AWS IGNITIONS

T-BURNER



- STAINLESS STEEL
- AVAILABLE IN LINE OF FIRE (LOF)
- AVAILABLE IN FLATS AND PANS
- SINGLE GAS LINE, SINGLE BURNER LEG
- MT, TPSI AND AWS IGNITIONS



MEDIA



GAS PIPES



WARRANTY



FIREGEAR



**VERTICAL PANEL
TECHNOLOGY**

NY Bluestone

Kalea Bay Fireplace

Perfect for entertaining or when you desire a place to retreat, relax and reconnect. Available in single-sided and see-through configurations.

Without Top:
87" L x 19½" W x 42" H

With Top:
91½" L x 24½" W x 43½" H • 750 lbs

INSTALLATION GUIDE



SINGLE SIDED KALEA BAY INCLUDES:

- 1- 42" H x 84" W with cut out
- 1- 42" H x 84" W panel (no cut out)
- 2- 42" H x 17" W side panel
- 4- 42" H structural corner units, smooth
- 1- Cast Stone top (24½" x 91½")
- 1- 48" Kalea Bay Fireplace insert with black crushed glass Non LED

DOUBLED SIDED KALEA BAY INCLUDES:

- 2- 42" H x 84" W with cut-out
- 2- 42" H x 17" W side panel
- 4- 42" H structural corner units, smooth
- 1- Cast Stone top (24½" x 91½")
- 1- 48" Kalea Bay Fireplace insert with black crushed glass Non LED

- Must order burner see thru conversion kits separately
- Remote available, must order part #RCAF-3TX separately
- Available in LED option
- Please order gas specific LP/NG

Fireplace inserts also available for custom builds in the following sizes:

SINGLE SIDED/DOUBLE SIDED

- 36" W
- 48" W
- 60" W
- 72" W



available with or without LED

Texture:



Ledge Stone

Colors:



Biscotti Tan



Mountain Slate



NY Bluestone

Top Color Options:



Bluestone



Brown



Granite City Blend

Mini Fireplace with Verona Wall

A smaller version of the Fireplace with Verona Wall but just as awesome! Enjoy the warmth all year round. Extend your outdoor living season with a toasty fire anytime!

48" L x 40" W x 82½" H • 5,860 lbs

INCLUDES:

- 2 Pallets of Verona Wall
- 4' Rockface step tread
- 4" Rockface accent piece
- Top piece with 8" cut out for smoke
- Lintel with keystone

INSTALLATION GUIDE



*7 Sq Ft of Firebrick recommended in opening (31½" W x 19¾" H x 16" D)

**Does not come with flue pipe (must be supplied by others if need)



Granite City Blend

Jr Fireplace with Verona Wall

A compact version of the Fireplace with Verona Wall with all of the fire power! Enjoy all year long!

47" L x 40" W x 70" H • 6,003 lbs
Step: 48" L x 16½" W x 6" H

INCLUDES:

- 2 Pallets of Verona Wall
- Wet Cast 52" x 44"
- Wet Cast 36" x 36"
- Wet Cast 32" x 32"
- Insert, Flue Pipe & Vent Cap
- Rockface Step

INSTALLATION GUIDE



Oyster Blend

Fireplace with Verona Wall

Gather 'round the fire day or night! Complement your patio with the sleek look of the Fireplace with Verona Wall. Add warmth to your backyard in any season! Contains everything you need to construct this stunning fireplace.

91" L x 56" W x 97" H • 16,828 lbs

INCLUDES:

- 6 Pallets of Verona Wall
- Cast Concrete Fireplace opening surround
- Wood burning fireplace inset with single piece, brushed stainless face, stainless mesh screens with hidden pockets
- Round top cap with mesh screen
- Realistic textured brick liner in natural white, EZ access damper & gas log ready feature
- 4 concrete lintels
- Double wall flue pipe
- Pre-cast concrete medallion

INSTALLATION GUIDE



Chesapeake Blend*



Granite City Blend



Graphite Pearl Blend*



Oceanic Blue*



Silver Mist*



South Bay Blend



Travertina*



Westchester Blend

Also available in:
Adobe Blend
Bluestone*
Charcoal
Crab Orchard Blend
Golden Brown Blend
Oyster Blend

Accents:



Bluestone

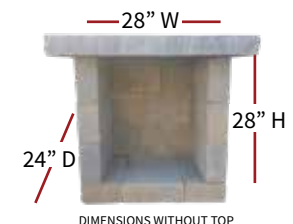


Brown



Gironde*

Optional Wood Box Available



DIMENSIONS WITHOUT TOP

INSTALLATION GUIDE



CONSTELLATIONPRO

LANDSCAPE LIGHTING



Constellation Pro offers a premium line of LED-integrated landscape lighting designed to elevate outdoor environments with both style and performance. Available in architectural bronze or black finishes, each fixture is crafted to enhance ambiance, improve visibility, and highlight key features throughout any landscape design.

PRODUCT	IMAGE	SKU	COLOR OPTIONS
TRADITIONAL PATH LIGHTS		CP-P100 (WHITE) CP-P100C (RGB COLOR)	BLACK BRONZE
MODERN PATH LIGHTS		CP-P102 (WHITE) CP-P102C (RGB COLOR)	BLACK BRONZE
ACCENT LIGHTS		CP-A201 4W (WHITE) CP-A201C 4W (RGB COLOR)	BLACK BRONZE
ACCENT LIGHTS		CP-A202 10W (WHITE) CP-A202C 10W (RGB COLOR)	BLACK BRONZE
COMPACT WELL LIGHTS		CP-H500 (WHITE) CP-H500C (RGB COLOR)	BLACK BRONZE
HARDSCAPE LIGHTS		CP-H500 (WHITE) CP-H500C (RGB COLOR)	BLACK GRAY STONE BRONZE SANDSTONE
TRANSFORMERS		CP-T200-AT	STAINLESS STEEL
TRANSFORMERS		CP-T100-AT	BLACK
TRANSFORMERS		CP-T5400-AT	STAINLESS STEEL
LOW VOLTAGE WIRE		100 FT: CP-122G100-EZ 250 FT: CP-122G250-EZ	BLACK

Essenze di Luce



Menhir Di Luce

A series of natural stone outdoor lamps and garden lights with LED technology, available in four different styles—Soft, Sidelong, Cross, and Stonehenge. In daylight, they function as design elements but evoke emotional light in the evening.



FEATURES:

- Choose from single, double, or triple illuminated sections
- Choose from horizontal or inclined patterns
- Available in 2 standard textures
- Minimalistic and natural design complements any architectural style
- Ice resistant
- Stainless steel



SOFT

SIDELONG

CROSS

STONEHENGE

Menhir Sound

This natural stone outdoor sound system integrating Hi-fi sound diffusion and LED lighting brings both sights and sounds to the yard. Fill your space with soft illumination and your favorite music—all effortlessly emanating from natural stone elements. Unparalleled resistance to splashes, spray, sand, and the most adverse weather conditions.



FEATURES:

- Aisi 316L stainless steel audio system
- Easy connect; user-friendly; control music from your device
- Plays/streams the most popular music services
- Choose from 3 standard textures
- Ice resistant
- Wi-fi Audio Controller



SOUND

MINIMAL SOUND
(SPECIAL ORDER)

SOUND PRO
(SPECIAL ORDER)

Stake

Create an inviting atmosphere with refined outdoor path lighting. Sleek pillars of natural stone add architectural interest by day, then transition into luminous features as evening arrives. Ideal for lighting footpaths, flower beds, and outdoor living areas with subtle elegance.




FEATURES:

- Natural stone floor lamp for outdoors
- Choose single or double vertical LED (only 4mm thick)
- Ice resistant
- Multiple color and texture options
- Fits modern, contemporary, and Mediterranean styles
- Chemical resistant
- Stainless steel



Stake

Pergolas



- Constructed of vinyl
- Easy maintenance
- Lifetime warranty
- Two stocked sizes: 13' x 16' and 15' x 15'

Custom Sizes Available

NPS

OUTDOOR LIVING



**VISIT OUR NEW OUTDOOR LIVING
DISPLAY & TRAINING CENTER**

9 AARON WAY | SPARTA, NJ 07871

CALL FOR MORE INFORMATION | (908) 482-8483