



# Bluestone

REDEFINE TRADITIONS

 **LANDMARK**  
CERAMICS



"Natural" is a gathering of porcelain tile collections that are inspired by different natural stones. Amazing surfaces for floors and walls that recall the shades of the natural material enhancing architecture and design with character and intense elegance. The excellent technical characteristics of Landmark porcelain tile guarantees optimal performance in every intended use both residential and commercial.

### A new landmark in the ceramic industry

Landmark Ceramics is an American company, based in Tennessee that has set out to research, manufacture and sell top quality porcelain ceramics in North America. Technological innovation, market presence, attention to detail, the welfare of people and the environment, efficient service and a thorough product range make Landmark a new benchmark in the North American market for those who are looking for a reliable partner for any building and architecture project using US made top quality porcelain material.



# Bluestone

REDEFINE TRADITIONS

With Bluestone, Landmark redefines the design traditions of interior and exterior spaces. The collection is available in a rich array of colors, finishes, sizes and thicknesses, celebrating the distinct look of Pennsylvania stone. Bluestone perfectly combines 9 mm Porcelain Tiles for interior applications with decorative Porcelain Veneers for wall design and the strength of Frontier 20 Porcelain Pavers, creating an unparalleled Bluestone look world for contemporary architectural projects.

01.

02.

03.

04.

05.

# Redefine traditions.

The collection is inspired by the finest Bluestone, widely used for prestigious projects all over North America. This ancient sandstone traditionally quarried from Pennsylvania, exhibits a timeless combination of everlasting elegance and American design heritage. The result is a range of porcelain surfaces that surpasses nature's beauty in aesthetics and technical performances, meeting the demands of total look projects in commercial and residential spaces, both indoor and outdoor.



# High-tier finish.

Bluestone features three distinctive finishes and textures suitable for indoor and outdoor environments, from the traditional split-stone Cleft finish to the more refined Thermal and the rugged, yet elegant, Tumbled surface. The seamless transition between 9mm and 20mm surfaces elevates any setting, integrating elegance, functionality, and versatility.



Natural  
(Cleft)

Emphasizing the stone's distinctive layered structure, the traditional natural split-stone finish brings out a timeless charm.



Thermal

Achieved through a meticulous process of high-grade flaming and brushing, the soft textured surface of neutral gray hues offers a welcoming touch.





Tumbled

With a peculiar and prestigious finish, the surface takes on a distinctive antiqued appearance, cherished for its rugged yet elegant nature.



# Colors and design.

Experience the essence of native Pennsylvania Bluestone through 5 captivating color variations that capture the defining traits of the natural material. The Blue Select color stands out with its uniform and intense gray-blue shade, while the Full Color shade combines polychromies and dynamic designs with captivating combinations. The Cobblestone variant introduces two geometrical patterns: Cube and Multisize, replicating the appearance of natural stone flooring for outdoor spaces.



## Blue Select

## Full Color


## Tumbled



Thermal Bluestone Blue Select



Bluestone Blue Select



Blue Select Bluestone Cobblestone Cube



Blue Select Bluestone Cobblestone Multisize



Thermal Bluestone Full Color




Bluestone Full Color




Full Color Bluestone Cobblestone Cube



Full Color Bluestone Cobblestone Multisize



Tumbled Bluestone



Tumbled Bluestone Cobblestone Cube



Tumbled Bluestone Cobblestone Multisize

# Total Look Project

Drawing inspiration from American architectural tradition, Bluestone provides contemporary solutions for total look applications. Bluestone offers endless possibilities to every project, embracing 4 product categories: Porcelain Tiles, Porcelain Mosaics, Porcelain Veneers, and Porcelain Pavers.

9mm Porcelain Tiles and 20mm Frontier20 Porcelain Pavers enable seamless in-and-out transitions without any stylistic or chromatic discontinuities, to enhance any indoor environment and outdoor landscape, replicating the timeless aesthetics of the natural stone.

The decorative Porcelain Veneer range is available in two versions: Pro Ledgestone, which conveys a modern chromatic richness to indoor and outdoor walls, and Quarry Ledgestone for those who prefer a more rugged and authentic look. Porcelain Mosaics complete the collection offering different shapes and colors carefully researched to offer architects, designers, and landscapers a wide range of decorative solutions for both indoor and outdoor spaces.



BLUESTONE



**PROJECT**

INDOOR FLOOR DESIGN

Bluestone Blue Select - 24"x48"

Bluestone Blue Select Mosaic D - 12"x10"

FIREPLACE DESIGN

Charme Charme Evo Cote Azure Deluxe - 24"x24"

01.



Bluestone  
**Blue Select**

**Timeless** contemporary.



**PROJECT**

INDOOR FLOOR DESIGN

Bluestone Blue Select - 24"x48"

Bluestone Blue Select Mosaic D - 12"x10"

WALL DESIGN

Bluestone Blue Select Mosaic D - 12"x10"

FIREPLACE DESIGN

Charme Charme Evo Cote Azure Deluxe - 24"x24"

Bluestone Blue Select - 12"x24"



**PROJECT**  
 INDOOR FLOOR DESIGN  
 Bluestone Blue Select - 24"x48"  
 Bluestone Blue Select Mosaic A - 12"x12"



**PROJECT**  
 WALL DESIGN  
 Bluestone Blue Select Mosaic D - 12"x10"

## Elevating **natural look.**

Bluestone Blue Select reproduces the natural stones of American architecture, characterized by deep gray colors and hints of blue. Decorative mosaics broaden the possibilities of the collection, designing a sophisticated setting.



BLUESTONE ORA

**PROJECT**  
 FLOOR DESIGN  
 Frontier20 Cobblestone Multisize Blue Select - 24"x24"  
 WALL DESIGN  
 Veneer World Pro Ledgestone Bluestone Blue Select - 6"x24"

Harmonizing  
**elegance.**

With soft hues and gentle color variations, Porcelain Veneers seamlessly blend the authentic look of Pennsylvania stone with contemporary geometric patterns.



ORA

**PROJECT**  
 FLOOR DESIGN  
 Frontier20 Cobblestone Multisize Blue Select - 24"x24"  
 WALL DESIGN  
 Veneer World Pro Ledgestone Bluestone Blue Select - 6"x24"

## Durable aesthetic.

The resistance of 20mm Porcelain Pavers ensures top-notch performance, placing the priority on safety in every situation. Landmark's Bluestone surfaces withstand dents and scratches, demonstrating high resistance to the challenges of daily wear.



**PROJECT**  
Bluestone Blue Select - 24"x24"  
Bluestone Blue Select - 24"x48"  
Bluestone Blue Select - 24"x36" + 12"x24" (MIX)



**PROJECT**  
WALL DESIGN  
Veneer World Quarry LedgeStone Bluestone Blue Select - 6"x24"



**PROJECT**  
WALL DESIGN  
Veneer World Quarry LedgeStone Bluestone Blue Select - 6"x24"

**Top choice**  
performance.

Bluestone Porcelain Veneers are the perfect choice for wall covering; they are easy to install, water-proof, resistant to acid, chemicals, stains and mold, ensuring high durability in any condition.

BLUESTONE



PROJECT  
INDOOR FLOOR DESIGN  
Bluestone Full Color - 12"x24"

02.



Bluestone  
**Full Color**

**Eclectic** personality.



**PROJECT**

INDOOR FLOOR DESIGN

Bluestone Full Color - 12"x24"

Bluestone Full Color Mosaic A - 12"x12"

WALL DESIGN

Veneer World Pro LedgeStone Bluestone Full Color - 6"x24"

## Infinite combinations.

Bluestone Full Color introduces dynamic color shades between adjacent tiles. Different sizes and mosaics can be combined allowing the separation of spaces according to intended use, maintaining an overall sense of cohesion.



### PROJECT

INDOOR FLOOR DESIGN  
Bluestone Full Color - 12"x24"  
Bluestone Full Color Mosaic A - 12"x12"



## Beyond boundaries.

Achieving a total Bluestone look for outdoor spaces is possible by combining Landmark's Porcelain Pavers and Porcelain Veneers. This duo seamlessly covers both walls and floors with coordinated surfaces, providing a comprehensive style.

### PROJECT

#### FLOOR DESIGN

Frontier20 Bluestone Full Color - 24"x48"

#### WALL DESIGN

Veneer World Quarry Ledgestone Bluestone Full Color - 6"x24"

Veneer World Quarry Ledgestone Bluestone Tumbled - 6"x24"



**PROJECT**  
WALL DESIGN  
Veneer World Quarry LedgeStone Bluestone Full Color - 6"x24"  
Veneer World Quarry LedgeStone Bluestone Tumbled - 6"x24"

# Reimagining spaces.

Porcelain Veneers bring the American tradition of stone walls into the contemporary era, matching high technical performance and refined aesthetic also for fireplaces and outdoor kitchens.



**PROJECT**  
FLOOR DESIGN  
Frontier20 Bluestone Full Color - 24"x48"  
WALL DESIGN  
Veneer World Quarry LedgeStone Bluestone Full Color - 6"x24"  
Veneer World Quarry LedgeStone Bluestone Tumbled - 6"x24"



**PROJECT**  
 OUTDOOR FLOOR DESIGN  
 Frontier20 Full Color Bluestone Cobblestone Cube - 24"x24"  
 OUTDOOR WALL DESIGN  
 Bluestone Blue Select - 12"x24"



**PROJECT**  
 FLOOR DESIGN  
 Frontier20 Full Color Bluestone Cobblestone Multisize - 24"x24"

Tailored  
**excellence.**

Bluestone is made up of multisize 20mm Porcelain Pavers inspired by Pennsylvania's native stone. These surfaces offer a wide choice in terms of colors and finishes, specifically designed to meet the requirements of outdoor projects in commercial and public applications.

77 BUSINESS CENTER

PROJECT  
WALL DESIGN  
Veneer World Quarry LedgeStone Bluestone Full Color - 6"x24"

Elevating  
aesthetic.

The distinctive pattern of Porcelain Veneers transforms commercial spaces with a striking scenic backdrop, making architectural space stand out through creative combinations.



PROJECT  
WALL DESIGN  
Veneer World Quarry LedgeStone Bluestone Full Color - 6"x24"



**PROJECT**  
INDOOR FLOOR DESIGN  
Bluestone Blue Select - 24"x48"  
Bluestone Blue Select Mosaic D - 12"x10"



Bluestone  
**Thermal  
Blue Select**

**Sophisticated** mood.



**PROJECT**

INDOOR FLOOR DESIGN  
Bluestone Thermal Blue Select - 24"x48"  
Bluestone Thermal Blue Select Mosaic D - 12"x10"  
WALL DESIGN  
Veneer World Pro Ledgestone Ridge Black - 6"x24"  
OUTDOOR FLOOR DESIGN  
Frontier20 Thermal Bluestone Full Color - 12"x24"  
Frontier20 Thermal Bluestone Full Color - 24"x24"

## From **nature** to **design**.

Bluestone Thermal Blue Select transforms natural design into a contemporary masterpiece. The textured surface enhances any interior setting with soft, sophisticated color variations.



**PROJECT**  
INDOOR FLOOR DESIGN  
Bluestone Thermal Blue Select - 24"x48"  
Bluestone Thermal Blue Select Mosaic D - 12"x10"  
WALL DESIGN  
Veneer World Pro LedgeStone Ridge Black - 6"x24"



**PROJECT**  
OUTDOOR FLOOR DESIGN  
Frontier20 Thermal Bluestone Blue Select - 24"x36"  
WALL DESIGN  
Veneer World Quarry LedgeStone Bluestone Blue Select - 6"x24"



**PROJECT**  
OUTDOOR FLOOR DESIGN  
Frontier20 Thermal Bluestone Blue Select - 24"x36"  
WALL DESIGN  
Veneer World Quarry LedgeStone Bluestone Blue Select - 6"x24"

## Blending performance

Landmark's Bluestone porcelain combines resistance, easy maintenance and environmental friendliness in a single solution. When it comes to health and environment, there is no match with other covering materials.

BLUESTONE



04.



Bluestone  
**Thermal  
Full Color**

**Enveloping** warmth.

**PROJECT**  
Frontier20 Thermal Bluestone Full Color - 24"x48"  
Frontier20 Full Color Bluestone Cobblestone Multisize - 24"x24"



**PROJECT**

OUTDOOR FLOOR DESIGN

Frontier20 Thermal Bluestone Full Color - 24"x24"

Frontier20 Thermal Bluestone Full Color Coping - 24"x12"

Frontier20 Thermal Bluestone Full Color Coping Corner - 24"x12"


Frontier20 Full Color Bluestone Cobblestone Multisize - 24"x24"

## Tailored space.

Coordinated special trims meticulously design every detail of outdoor projects, from stairs and wall covers to pool areas. The result is an outdoor space characterized by a warm and relaxing atmosphere.



**PROJECT**  
OUTDOOR FLOOR DESIGN  
Frontier20 Thermal Bluestone Full Color - 12"x24"  
Frontier20 Thermal Bluestone Full Color - 24"x24"



PROJECT  
Frontier20 Tumbled Bluestone - 9"x9"  
Frontier20 Tumbled Bluestone - 9"x18"



Bluestone  
**Tumbled**

Intense **dynamism.**



## Strength and style.

Porcelain Pavers possess outstanding technical performance in terms of strength, resistance, easy maintenance, and durability. They can withstand heavy loads and remain unaffected by UV rays, open flames, and extreme weather conditions.

### PROJECT

#### OUTDOOR FLOOR DESIGN

Frontier20 Tumbled Bluestone - 9"x9"

Frontier20 Tumbled Bluestone - 9"x18"

Frontier20 Tumbled Bluestone Cobblestone Multisize - 24"x24"

#### WALL DESIGN

Vision Concrete - 24"x48"

BLUESTONE



PROJECT  
WALL DESIGN  
Veneer World Pro Ledgestone Bluestone Tumbled - 6"x24"



PROJECT  
WALL DESIGN  
Veneer World Pro Ledgestone Bluestone Tumbled - 6"x24"

New  
**contemporaneity.**

The Bluestone Pro Ledgestone Tumbled design retrieves a modern architectural pattern. This prestigious finish gives the wall surface a unique antiqued appearance, appreciated for its distinctive aesthetics.

<p><b>SUSTAINABILITY</b></p> <p><b>RECYCLABLE</b></p> <p>Tile can be recycled inside the production process when not fired yet or, once they have finished their life-cycle, can be used as compact base material. On the contrary, many plastic base materials such as vinyl cannot.</p>	<p><b>SUSTAINABILITY</b></p> <p><b>ECO-FRIENDLY AND SAFE</b></p>	<p><b>SUSTAINABILITY</b></p> <p><b>ENERGY EFFICIENT</b></p> <p>Tile's inherent thermal mass reduces peak heating and cooling, which helps moderate temperature swings in your home.</p>	<p><b>HEALTH</b></p> <p><b>NATURAL INGREDIENTS</b></p> <p>Tile is made of clays and other naturally-occurring minerals and does not contain chemicals with potential adverse health effects (pvc, voc, formaldehyde, plastic etc...)</p>	<p><b>SAFETY/DURABILITY</b></p> <p><b>SCRATCH AND DENT RESISTANT</b></p> <p>Tile is strong, hard and resistant to most type of scratches. Tile also, being an extremely dense material, doesn't fear any denting damage, like many others flooring materials do.</p>	<p><b>SAFETY/DURABILITY</b></p> <p><b>FADE AND UV RESISTANT</b></p>
<p><b>SUSTAINABILITY</b></p> <p><b>FLOOR HEAT FRIENDLY</b></p>	<p><b>SUSTAINABILITY</b></p> <p><b>VERY LONG SERVICE LIFE</b></p> <p>Tile when properly installed and maintained can last for decades.</p>	<p><b>SUSTAINABILITY</b></p> <p><b>COST SAVING OVER TIME</b></p> <p>Thanks to its long service life and easy maintenance, porcelain tile is very cost effective over time when compared to flooring products that need to be replaced more frequently.</p>	<p><b>SAFETY/DURABILITY</b></p> <p><b>RESISTANT TO ACID</b></p>	<p><b>SAFETY/DURABILITY</b></p> <p><b>WATER PROOF</b></p> <p>Tile is very compact and impervious therefore doesn't absorb. With tile you'll never have to worry about water.</p>	<p><b>SAFETY/DURABILITY</b></p> <p><b>FIRE PROOF</b></p> <p>Tile doesn't burn, melt or give off toxic fumes when exposed to fire.</p>
<p><b>HEALTH</b></p> <p><b>PREVENT BACTERIA GROWTH</b></p> <p>Tile is completely inhospitable to bacteria. That means no mold or mildew, and a healthier home for you.</p>	<p><b>HEALTH</b></p> <p><b>ZERO ALLERGENES</b></p> <p>Tile is both hard and impervious therefore inhospitable to dust mites, bacteria, fungi, mold and other irritants.</p>	<p><b>HEALTH</b></p> <p><b>ZERO SMOKE DEVELOPMENT</b></p> <p>Tile never gives off toxic fumes, even when exposed to fire.</p>	<p><b>SAFETY/DURABILITY</b></p> <p><b>DOESN'T BEND</b></p> <p>Tile is hard and compact.</p>	<p><b>SAFETY/DURABILITY</b></p> <p><b>PET FRIENDLY</b></p> <p>Tile is both dog and cat scratch proof.</p>	<p><b>SAFETY/DURABILITY</b></p> <p><b>RESISTANT TO FROST</b></p> <p>Tile is snow and ice proof.</p>
<p><b>HEALTH</b></p> <p><b>ZERO FORMALDEHYDE</b></p> <p>Formaldehyde is known to lead to an increased incidence of asthma. Tile has zero formaldehyde.</p>	<p><b>HEALTH</b></p> <p><b>ZERO PVC ZERO VOC</b></p> <p>Tile is completely PVC and VOC (volatile organic compound) free that means a healthier home for you.</p>	<p><b>HEALTH</b></p> <p><b>PLASTIC FREE</b></p> <p>Tiles are free from any PBM (Plastic Base Material) materials used in vinyl and LVT.</p>	<p><b>EASY CARE</b></p> <p><b>STAIN RESISTANCE</b></p>	<p><b>EASY CARE</b></p> <p><b>EASY TO KEEP CLEAN</b></p>	<p><b>VERSATILITY</b></p> <p><b>FLOOR AND WALL</b></p> <p>Tile is ideal for both floor and wall application indoor and outdoor.</p>

# Bluestone

COLORED BODY PORCELAIN TILE - Rectified Monocaliber


PORCELAIN TILES

MATT FINISH

## BLUE SELECT



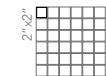
### Available sizes



24"x48"  
MATT  
± 0.35" / 9 mm

12"x24"  
MATT  
± 0.35"

### Color shading



12"x12"  
MATT  
MOSAIC A  
± 0.35"



12"x10"  
MATT  
MOSAIC D  
± 0.35"



6"x24"  
VENEER  
PRO LEDGESTONE  
± 0.35"



6"x24"  
VENEER  
QUARRY LEDGESTONE  
± 0.35"

## FULL COLOR

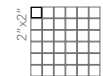


### Available sizes



12"x24"  
MATT  
± 0.35"

### Color shading



12"x12"  
MATT  
MOSAIC A  
± 0.35"



12"x10"  
MATT  
MOSAIC D  
± 0.35"



6"x24"  
VENEER  
PRO LEDGESTONE  
± 0.35"




6"x24"  
VENEER  
QUARRY LEDGESTONE  
± 0.35"

## THERMAL BLUE SELECT



### Available sizes

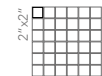


24"x48"  
MATT  
± 0.35" / 9 mm



12"x24"  
MATT  
± 0.35"

### Color shading



12"x12"  
MATT  
MOSAIC A  
± 0.35"



12"x10"  
MATT  
MOSAIC D  
± 0.35"

The color of tiles printed in this catalog may differ from actual tiles. Tile color reproductions in this catalog are representative only. Slight tone and shade variations are inherent in porcelain tiles. Before selecting a color, we recommend that you contact your local representative, who will provide you with a sample piece of the requested tile.

This porcelain tile product is manufactured with a V2/V3 shade variation. Remember that the amount of color as well as the texture of each piece may vary from tile to tile. Inspect the product immediately upon delivery and select tiles from many boxes during installation to minimize and blend any possible color difference.

### Color Shading



V1

UNIFORM APPEARANCE



V2

SLIGHT VARIATION



V3

MODERATE VARIATION



V4

SUBSTANTIAL VARIATION

# Bluestone

COLORED BODY PORCELAIN TILE - Rectified Monocaliber



Blue Select Mosaic A  
2"x2" - 12"x12"



Full Color Mosaic A  
2"x2" - 12"x12"



Thermal Blue Select Mosaic A  
2"x2" - 12"x12"



Blue Select Mosaic D  
3.15"x2.8" - 12"x10"



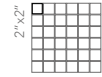
Full Color Mosaic D  
3.15"x2.8" - 12"x10"



Thermal Blue Select Mosaic D  
3.15"x2.8" - 12"x10"

## PORCELAIN MOSAICS

MATT FINISH



12"x12"  
MOSAIC A  
± 0.35" / 9 mm



12"x10"  
MOSAIC D  
± 0.35" / 9 mm

# VENEER

WORLD

## PORCELAIN VENEERS

MATT FINISH



Blue Select Pro Ledgestone  
6"x24" \*



Full Color Pro Ledgestone  
6"x24" \*



Tumbled Pro Ledgestone  
6"x24" \*



6"x24"  
VENEER PRO LEDGESTONE  
± 0.35" / 9 mm



Blue Select Quarry Ledgestone  
6"x24" \*



Full Color Quarry Ledgestone  
6"x24" \*



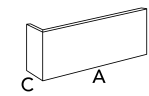
Tumbled Quarry Ledgestone  
6"x24" \*



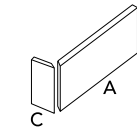
6"x24"  
VENEER QUARRY LEDGESTONE  
± 0.35" / 9 mm

## PORCELAIN VENEERS TRIMS

MATT FINISH



CORNER \*\*  
A = 20.5"  
B = 6"  
C = 2.75"



SMART CORNER \*\*  
A = 20.5"  
B = 6"  
C = 2.75"

\* Nominal Size: 5.8"x24" | \*\* Nominal Size: 20.5"x5.8"x2.75"

## TRIM TILES

MATT FINISH

COORDINATED COVE BASE FROM VISION COLLECTION



BULLNOSE 3"x24"



COVE BASE 6"x12"

BLUE SELECT	•
FULL COLOR	•
THERMAL BLUE SELECT	•

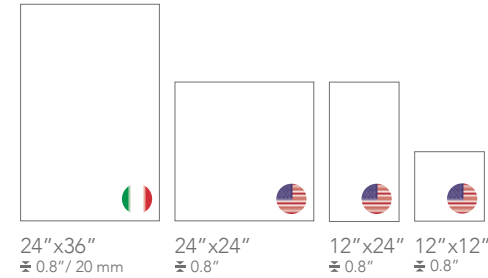
VISION CONCRETE



## THERMAL BLUESTONE BLUE SELECT



### Available sizes



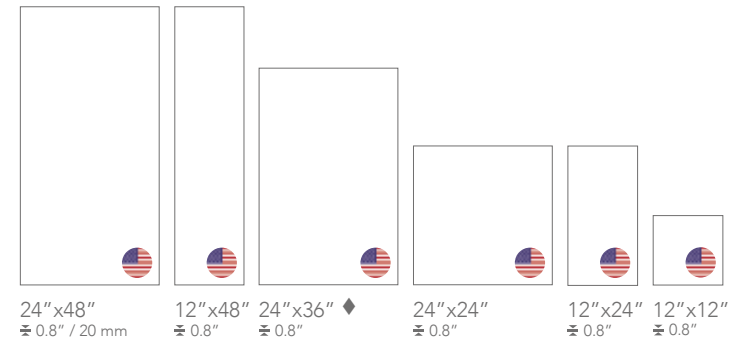
### Color shading



## BLUESTONE BLUE SELECT



### Available sizes



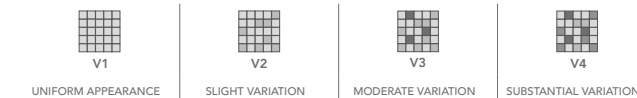
### Color shading




The color of tiles printed in this catalog may differ from actual tiles. Tile color reproductions in this catalog are representative only. Slight tone and shade variations are inherent in porcelain tiles. Before selecting a color, we recommend that you contact your local representative, who will provide you with a sample piece of the requested tile.

This porcelain tile product is manufactured with a V2/V4 shade variation. Remember that the amount of color as well as the texture of each piece may vary from tile to tile. Inspect the product immediately upon delivery and select tiles from many boxes during installation to minimize and blend any possible color difference.

### Color Shading




## BLUE SELECT BLUESTONE COBBLESTONE CUBE




### Available sizes




### Color shading




## BLUE SELECT BLUESTONE COBBLESTONE MULTISIZE



### Available sizes



### Color shading

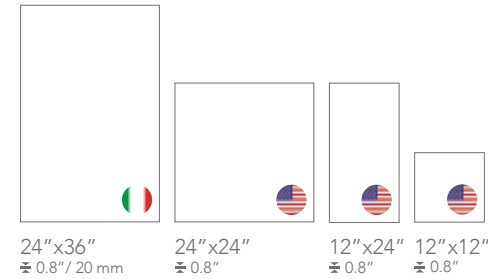


♦ NOTE: 24" x 36" is sold as mix (24" x 36" + 12" x 24") along with 12" x 24". The two sizes are palletized on the same pallet and sold together.

## THERMAL BLUESTONE FULL COLOR



### Available sizes



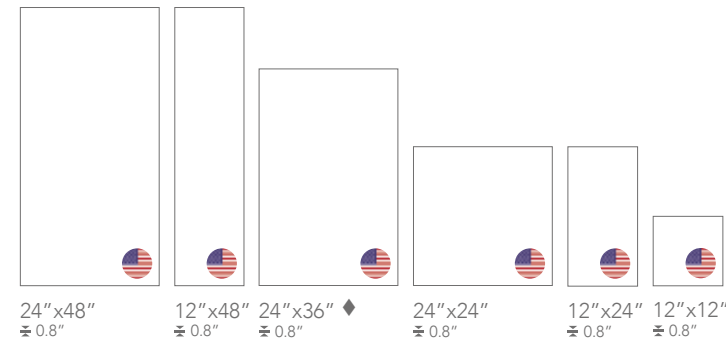
### Color shading



## BLUESTONE FULL COLOR



### Available sizes



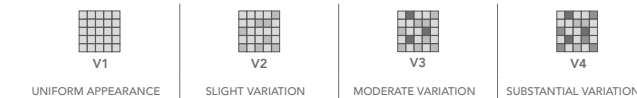
### Color shading




The color of tiles printed in this catalog may differ from actual tiles. Tile color reproductions in this catalog are representative only. Slight tone and shade variations are inherent in porcelain tiles. Before selecting a color, we recommend that you contact your local representative, who will provide you with a sample piece of the requested tile.

This porcelain tile product is manufactured with a V2/V4 shade variation. Remember that the amount of color as well as the texture of each piece may vary from tile to tile. Inspect the product immediately upon delivery and select tiles from many boxes during installation to minimize and blend any possible color difference.

### Color Shading




## FULL COLOR BLUESTONE COBBLESTONE CUBE



### Available sizes




### Color shading




## FULL COLOR BLUESTONE COBBLESTONE MULTISIZE



### Available sizes




### Color shading



♦ NOTE: 24" x 36" is sold as mix (24" x 36" + 12" x 24") along with 12" x 24". The two sizes are palletized on the same pallet and sold together.

TUMBLLED BLUESTONE

Available sizes



9" x 9"  
± 0.8"

9" x 18"  
± 0.8" / 20 mm


Color shading



V3

TUMBLLED BLUESTONE  
COBBLESTONE CUBE

Available sizes



24" x 24"  
± 0.8"

Color shading

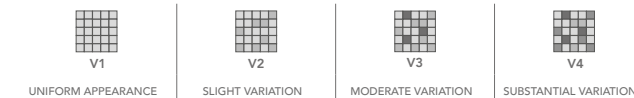


V3

The color of tiles printed in this catalog may differ from actual tiles. Tile color reproductions in this catalog are representative only. Slight tone and shade variations are inherent in porcelain tiles. Before selecting a color, we recommend that you contact your local representative, who will provide you with a sample piece of the requested tile.

This porcelain tile product is manufactured with a V2/V4 shade variation. Remember that the amount of color as well as the texture of each piece may vary from tile to tile. Inspect the product immediately upon delivery and select tiles from many boxes during installation to minimize and blend any possible color difference.

Color Shading



UNIFORM APPEARANCE

SLIGHT VARIATION

MODERATE VARIATION

SUBSTANTIAL VARIATION

TUMBLLED BLUESTONE  
COBBLESTONE MULTISIZE

Available sizes



24" x 24"  
± 0.8"

Color shading



V3

◆ NOTE: 24"x36" is sold as mix (24"x36" + 12"x24") along with 12"x24". The two sizes are palletized on the same pallet and sold together.

RECOMMENDED USE

Bluestone Design Project matt finish is recommended for indoor floors, walls, countertops, and outdoor walls in commercial and residential applications. The use of Bluestone Design Project matt finish is not recommended for outdoor floors (for that application use Grip finish or Frontier20). Landmark recommends an offset no greater than 30%, if a staggered pattern is required for tiles of 20" inches or longer. Landmark recommends the use of leveler for a proper installation.














CARE AND MAINTENANCE

Do not apply any wax or sealer to the product after installation. Regular cleaning is the best way to keep tiles looking good. Use clean, hot water (add household cleaner for more aggressive cleaning). Rinse thoroughly and dry with a soft cloth to prevent water spots. Please visit [lcusa.com](http://lcusa.com). For further information regarding the care and maintenance of Landmark products.

WARRANTY

Landmark guarantees that its products will meet or exceed the performance specifications set out in ANSI A137.1- 2012 and in the performance specifications section of the Landmark general catalog. For more information, please visit our website at [lcusa.com](http://lcusa.com).

### COLORED BODY PORCELAIN - Rectified Monocaliber

PHYSICAL PROPERTIES	TEST ASTM	NORTH AMERICAN STANDARD A137.1 / A137.3	PORCELAIN TILES (REF A137.1)	PORCELAIN PAVERS FRONTIER20 (REF A137.3)	PORCELAIN VENEERS VENEER WORLD (REF A137.1)
			RESULTS	RESULTS	RESULTS
 Water absorption *	C373	≤ 0.5%	COMPLY WITH ANSI A137.1	COMPLY WITH ANSI A137.3	COMPLY WITH ANSI A137.1
 DCOF Average dynamic coefficient of friction **	ANSI A.326.3	As reported	IW - Interior, Wet	EW - Exterior, Wet	NOT APPLICABLE
 Skid Resistance	EN 16165 (EX DIN 51097)	-	-	A+B+C	NOT APPLICABLE
	EN 16165 (EX DIN 51130)			R11	
 Resistance to freeze/thaw cycling *	C1026	As reported	RESISTANT	RESISTANT	RESISTANT
 Resistance to thermal shock	C484	As reported	RESISTANT	RESISTANT	RESISTANT
 Warpage (edge)	C485	Warpage ± 0.4% or ± 0.05 in	COMPLY WITH ANSI A137.1	COMPLY WITH ANSI A137.3	COMPLY WITH ANSI A137.1
 Warpage (diagonal)	C485	Warpage ± 0.4% or ± 0.07 in	COMPLY WITH ANSI A137.1	COMPLY WITH ANSI A137.3	COMPLY WITH ANSI A137.1
 Wedging	C502	± 0.25% or ± 0.03 in	COMPLY WITH ANSI A137.1	COMPLY WITH ANSI A137.3	COMPLY WITH ANSI A137.1
 Chemical resistance	C650	As reported	UNAFFECTED	UNAFFECTED	UNAFFECTED
 Resistance to stain	C1378	As reported	UNAFFECTED	UNAFFECTED	UNAFFECTED
 Thickness	C499	Range: 0.04 in	COMPLY WITH ANSI A137.1	COMPLY WITH ANSI A137.3	COMPLY WITH ANSI A137.1
 Breaking strength	C648	250 lbf or greater	COMPLY WITH ANSI A137.1	-	COMPLY WITH ANSI A137.1
	C1050	2000 lbf	-	COMPLY WITH ANSI A137.3	-
 Module of Rapture	C1050	5000 psi	-	COMPLY WITH ANSI A137.3	-

\* Average values referred to our production and related to the matt finish of the product.

\*\* As far as values relating to the matt finish of the product and to tests carried out by certified external laboratories whose results are available upon request at Headoffice, we are willing to check the lot you are interested in purchasing.

- Be sure to use tiles belonging to the same caliber.
- Test results are available on request.
- The information provided can be subject to change. Please refer to [lcusa.com](http://lcusa.com) for the latest, most accurate and up-to-date information.





**Landmark Ceramics - UST, Inc.**

1427 N. Main Street  
Mount Pleasant, TN 38474

---

Tel. 931.325.5700

[lcusa.com](http://lcusa.com)

LEARN MORE ABOUT

